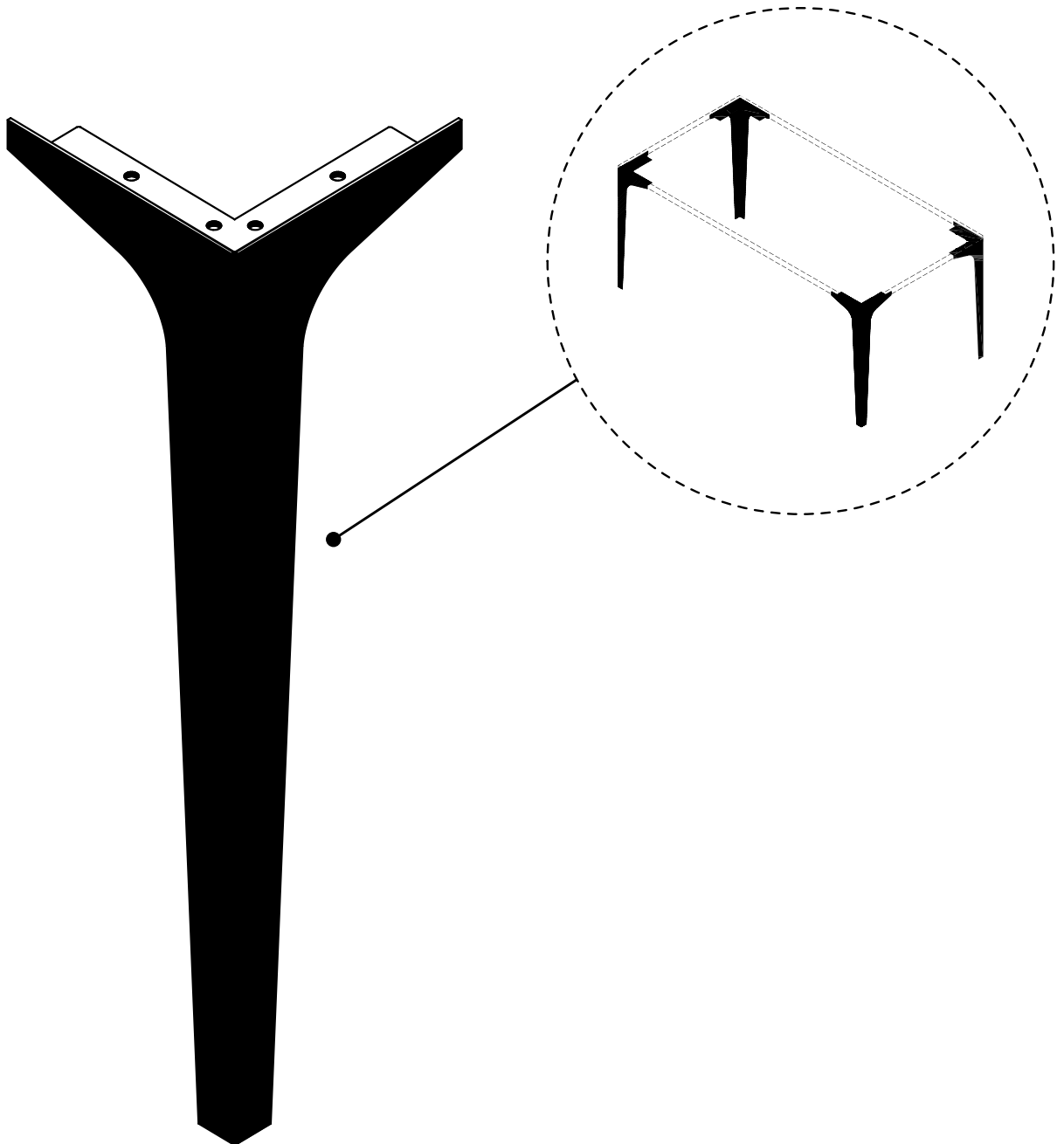


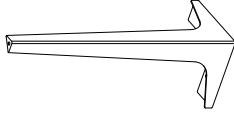
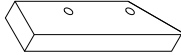




Let's Assembly

# Table Legs

SKU 480200



# The parts

	Description	Qty	
A	Legs	4	
1	Wooden Shim	8	
2	1/4 inch Flat Washer	16 + 4 Extra	
3	M4*25mm Screw	16 + 4 Extra	
4	M4*50mm Screw	16 + 4 Extra	
5	Leveler	2 Extra	

## What you need

- Use the packaging carton as a working surface to prevent product damage during assembly
- Phillips Screwdriver

## Estimated time for assembly

**30 minute**

**Do not use power tools**



## Weight Limitation (For Legs)



## Need Help?

Toll-free at 1-888-909-5546  
Help@allforwood.com

# Option 1

Lay the table top upside down on a soft surface to prevent scratches.

Place one leg onto the tabletop, making sure it is tightly aligned with the edge. Then secure using the Flat Washer (2) and Screws (3). Repeat for the remaining three legs.

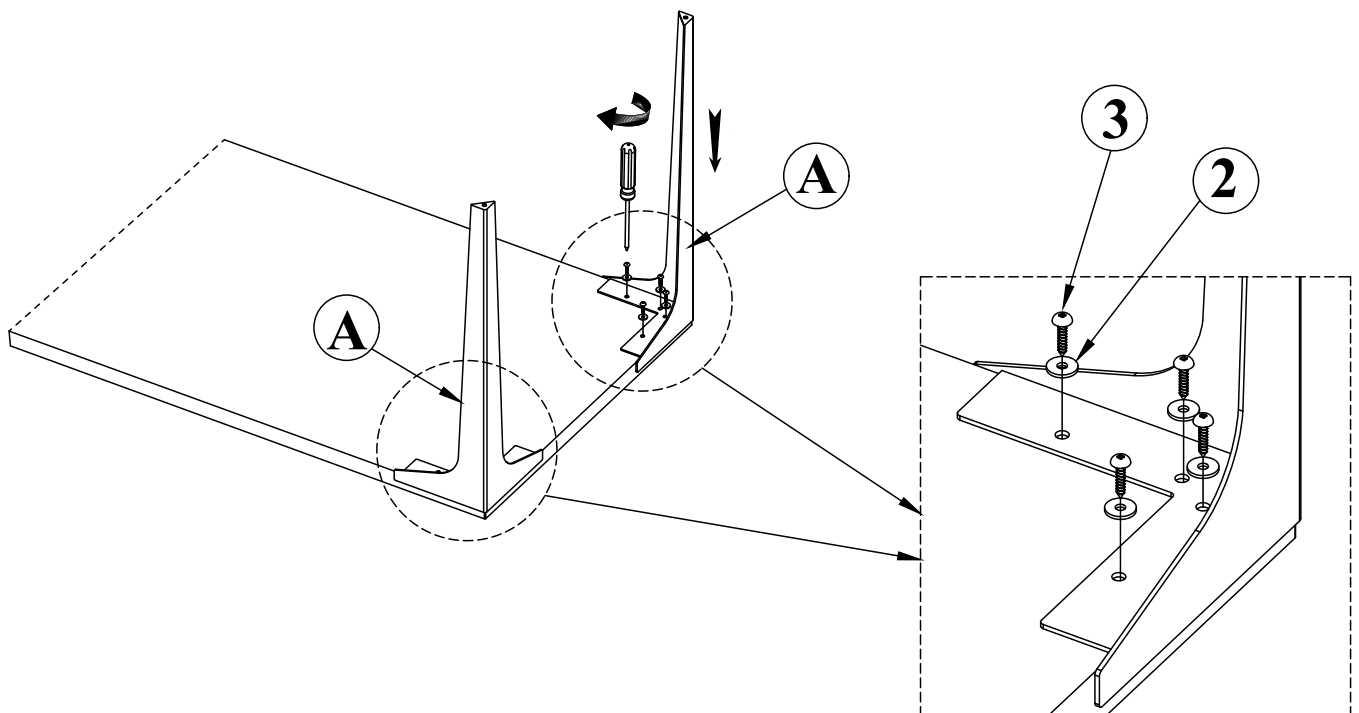
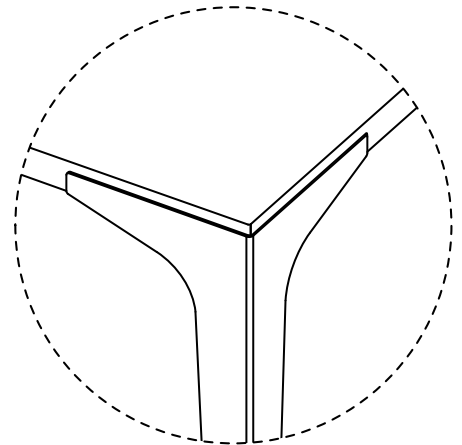
2

3



x16 PCS

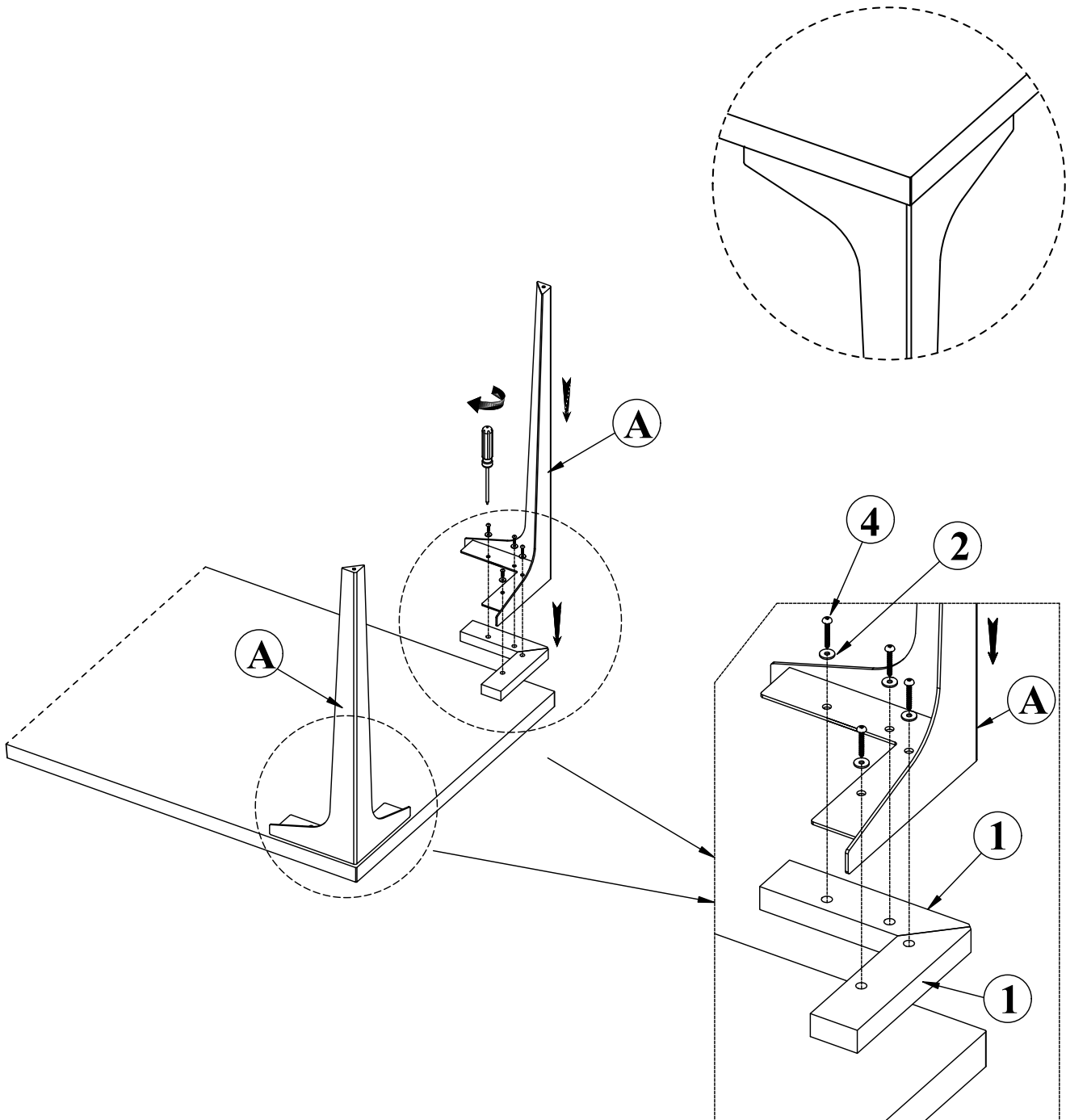
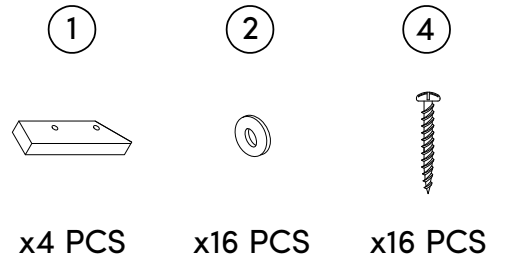
x16 PCS



# Option 2

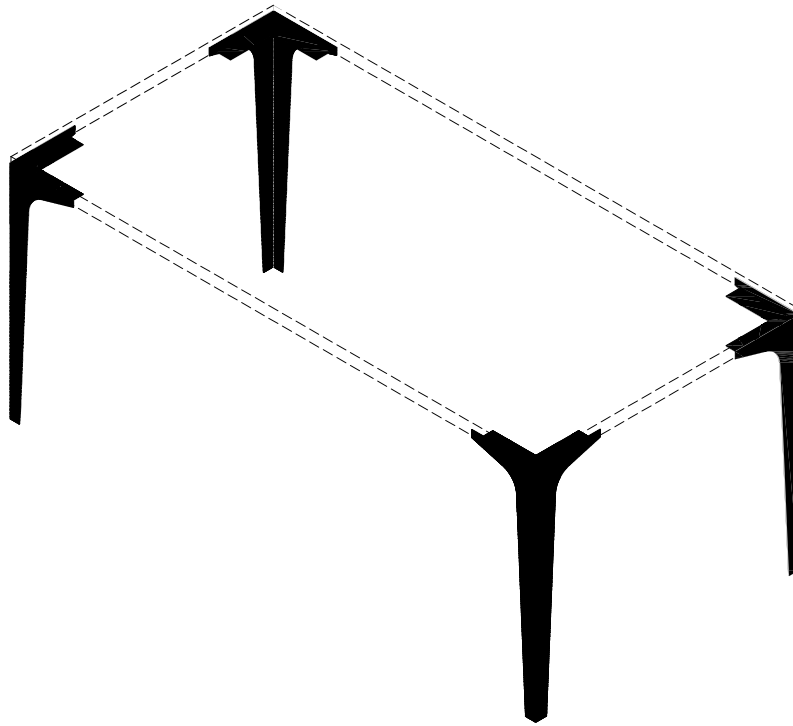
Lay the table top upside down on a soft surface to prevent scratches.

Place the Wooden Shim (1) onto the table top, then attach one leg onto the Wooden Shim, making sure both the Shim and the leg are tightly aligned with the edge of the table top. Secure using the Flat Washer (2) and the Screws (4). Repeat for the remaining three legs.





# Ready to use



## Prioritize safety

To ensure the longevity of your product we suggest tightening the screws a couple weeks after assembly. For added safety, please check and tighten all screws every two months.

For detailed care and maintenance instructions for the seat and wood, please visit our website at [allforwood.com/product](https://allforwood.com/product).

<b>Proper use</b>	<b>DO NOT</b> - Alter the structure of this product
	<b>DO NOT</b> - Utilize for commercial purposes
	<b>DO NOT</b> - Use the table legs if it is damaged
	<b>DO NOT</b> - Perform temporary repairs
	<b>DO NOT</b> - Use outdoors

# The return

Stress-free returns when we take care of it.

Feel free to call us at

**1-888-909-5546**

or send us a message at

**help@allforwood.com.**

We'll provide you with a hassle-free replacement at no cost.

## Replacement



Give us a call or email



Replacement



You

## Return



Re-package item



Schedule pick up



Track package



Replacement



You

We really want to save you the trouble of re-packaging and returning your item, because let's be honest, no one has time for that.

# Warranty

This product includes a specific warranty period starting from the purchase date.  
To register your product, simply scan the QR code with your phone

## Scan me!

For Warranty



### Need Help?

Toll-free at 1-888-909-5546

[Help@allforwood.com](mailto:Help@allforwood.com)

[www.allforwood.com](http://www.allforwood.com)